

Violet

ASSEMBLY & CARE GUIDE



ROOF

Placing the Cushion


STEP 1

Unpack the Violet bed frame, cushion and cover. (The cushion and cover come in a separate package). Insert the cushion inside the cover and zip shut.



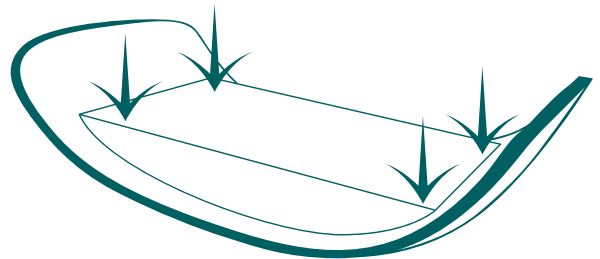
STEP 2

Place the cushion over the bed, aligning the attachment strips on the underside of the cushion with the attachment strips on the bed frame. Ensure the cushion is aligned with the front and back edge of the frame.



STEP 3

Gently place the cushion on the bed, pressing down to ensure the attachment strips form a solid connection.



Caring for Violet



GENERAL MAINTENANCE

Use a soft, dry cloth to regularly dust Violet. Microfiber cloths work well. For routine cleaning, use a damp cloth followed by a dry cloth to prevent moisture from sitting on the surface. Avoid soaking the wood.



CLEANING SPILLS

Wipe up any spills immediately to prevent staining or damage to the finish. Use a mild soap solution (e.g. diluted dish soap) for tougher spots, followed by wiping with a damp cloth and drying thoroughly.



POLISHING

Given the low gloss finish, frequent polishing isn't necessary. If you do polish, use a product recommended for low-gloss finishes and test it on a small, inconspicuous area first. Avoid using wax, as it can build up and create a dull, cloudy appearance.



ENVIRONMENTAL FACTORS

Maintain a stable humidity level in the room to prevent the wood from expanding or contracting. Use a dehumidifier in very humid conditions and a humidifier in very dry conditions.

Avoid placing Violet near heat sources like radiators or fireplaces.

Keep Violet out of direct sunlight to prevent fading or discoloration.



WE RECOMMEND FOLLOWING THESE CARE TIPS TO ENSURE THAT VIOLET MAINTAINS ITS BEAUTIFUL APPEARANCE FOR YEARS TO COME.

Cushion Cleaning

GENERAL CARE TIPS

TIP 1

Regularly remove and machine wash the outer cover.

TIP 2

Do not wash the interior cushion—simply air it out to keep fresh and spot clean with a damp cloth and mild detergent.

TIP 3

Avoid direct sunlight to preserve the color and material of the cushion.

TIP 4

Immediately wipe spills with a damp cloth, using a mild detergent for stubborn stains.

OUTER COVER WASHING INSTRUCTIONS



Machine wash cold 85°F/30°C



Do not bleach




Tumble dry on low heat



Do not iron



Dry cleanable



ROOOF

WE RECOMMEND FOLLOWING THESE CARE INSTRUCTIONS
TO HELP EXTEND THE LIFE OF YOUR ROOOF CUSHION.